

Takeoff By Location

Riverview Circle K

Takeoff






100 - Footings

Name	Color	Qf
#5 Rebar 1' x 5' Pre- Bent		5
#7 Rebar 1' x 5' Pre- Bent		
CF42- 3'6" x 3'6" x 1'4"d pads w/ (4)#5 ea way		
CF48- 4' x 4' x 1'4" pads w/ (5)#5 ea way		
WF24- 2'w x 1'4"d footings w/ (3)#5 cont		18
WF28- 2'4" x 1'4" footings w/ (4)#5 cont		5

100 - Foundation Masonry














Name	Color	Qf
2 courses 8" stemwall, grout solid		24

102 - 1st Flr Masonry

Name	Color	Qf
#5 Rebar x 16' Straight Drop Bars		2
#5 Rebar x 18' Straight Drop Bars		2
#5 Rebar x 20' Straight Drop Bars		1
#5 Rebar x 8' Straight Drop Bars		2
8" x 12' block walls w/ horiz rein 16 oc filled cells 48oc, (5) courses BB w/ (2)#5 cont ea, 3 course BB w/ (2)#4 cont, (1) 2x8 pt, (1) 2x12 pt		1

Takeoff

102 - 1st Flr Masonry

Name	Color	Qf
8" x 14' block walls w/ horiz rein 16 oc filled cells 48oc, (3) courses BB w/ (2)#5 cont ea, 1 course BB w/ (2)#4 cont, (1) 2x8 pt, (1) 2x12 pt		7
8" x 14'8" block walls w/ horiz rein 16 oc filled cells 48oc, (2) courses BB w/ (2)#5 cont ea, 1 course BB w/ (2)#4 cont, (1) 2x8 pt, (1) 2x12 pt		8
8" x 15'4" block walls w/ horiz rein 16 oc filled cells 48oc, (3) courses BB w/ (2)#5 cont ea, 2 course BB w/ (2)#4 cont, (1) 2x8 pt, (1) 2x12 pt		2
8" x 16' block walls w/ horiz rein 16 oc filled cells 48oc, (2) courses BB w/ (2)#5 cont ea, 2 course BB w/ (2)#4 cont, (1) 2x8 pt, (1) 2x12 pt		2
8" x 16'8" block walls w/ horiz rein 16 oc filled cells 48oc, (3) courses BB w/ (2)#5 cont ea, (1) 2x8 pt, (1) 2x12 pt		1
8" x 4'10" block walls w/ horiz rein 16 oc filled cells 48oc, (2) courses BB w/ (2)#5 cont ea, (1) 2x8 pt, (1) 2x12 pt		2
8" x 4'2" block walls w/ horiz rein 16 oc filled cells 48oc, (3) courses BB w/ (2)#5 cont ea, (1) 2x8 pt, (1) 2x12 pt		2
8" x 7'4" block walls w/ horiz rein 16 oc filled cells 48oc, (1) 2x8 pt, (1) 2x12 pt		1
Deduct for openings		5
Opening Height (Half Block)		1
Precast lintel for 2/8 door w/ (1)#5		
Precast lintel for 3/0 door w/ (1)#5		
Precast lintel w/ (1)#5		1

104 - Foundation Slabs

Name	Color	Qf
		

(2) 2x8 pt thermal break		6
(2) layers of 2" polystyrene insul		71
4" slab w/ W1.4		78
4" slab w/ W1.4, vapor barrier		4,02
Add WWM		92



ty Units

9.00 EA
6.00 EA
2.00 EA
2.00 EA
3.05 FT
9.91 FT

ty Units

0.64 FT

ty Units

3.00 EA
7.00 EA
2.00 EA
1.00 EA
3.95 FT



ty Units

2.13 FT
0.04 FT
2.09 FT
8.08 FT
4.69 FT
3.97 FT
1.40 FT
3.46 FT
5.52 SQ FT
8.30 FT
2.69 FT
2.97 FT
6.04 FT

ty Units

-- --

7.37	FT
3.33	SQ FT
5.55	SQ FT
3.81	SQ FT
9.39	SQ FT